


# Apple Picking Time!



By: Lily Eugenia

Apple Picking  
Title/Topic

**Table of Contents**

PAGE

SECTION

1

Apple Picking

2

Wich kind of pple do you pick?

3

What time of year should you pick apples?

4

Wich apples are bad?

5

Is it just hard work?

6

Take a bite!

7


Apples

Learning words  
**Ripe** ripe means that something that was growing is now ready to pick and eat.

# Apple Picking

You reach up as far as you can and gently pull down a red-ripe apple from a big tree. You gently put the apple into your basket that has big ripe and juicy apples in it already.

You can already taste the juicy apple that you are going to eat so soon!



Which kind of apple do

you pick?

You look at all of the apples.

Which one should you pick?

There are all kinds of different apples.

There's Fergie-granny smith, and a lot more.

Here's my advice, pick at least 2

or three of your favorite apples.

After you're done picking your favorites

go around the apple picking field and

if you see an interesting name of an apple, then maybe you can decide

if you want to maybe try out

that kind of apple, and so then

if you decide yes you can pick it.


## What time of year should you pick apples?

Well I personally think that its especially wise to pick apples in Autumn because most of the apples are ripe in the fall. You can also pick apples in the Summer but you will have mosquitoes fly around your head but there is a way to get rid of the mosquitoes.

If you put your hands up in the air the mosquitoes will leave you alone.

Wich apples are bad?

Its pretty easy to tell because a lot of the ones that are bad have big dents in the and have white stuff covering the apple thats bad. Some apples even have ants or wasps on them and you defintly do not want to eat that!




## Is it just hard work?

Not at all! Just focus on what apples you're picking and that you're going to get to have one of them so soon! It's also fun because it's just really pretty on the apple field with all of the different colored apples and green-green grass covering the whole field. It's especially fun picking apples if you like nature! But everyone should give it a try!

# Take A Bite!

Be proud that you picked  
apples that are quite fresh. First  
you pay for the apples, then  
you drive home then you wash  
one of the apples...

And take a bite!





Are you allergic to apples?

If you are then try making and cooking the apples and then you can eat them.

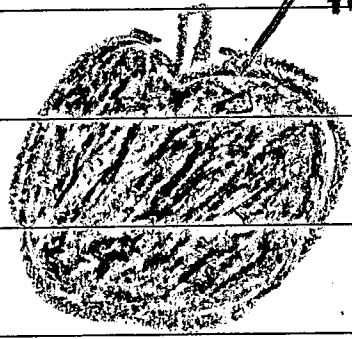
- Sweet apples
- Gala
- Fuji
- Ginger Gold
- Golden delicious
- Honey gold
- Regent
- Sweet-tart
- Empire
- Elstar
- Braeburn
- Slightly sweet
- Fireside
- Prairie Song

# What can you make with apples?

You can make...

Apple pie, Apple cake,  
apple sauce, Apple crumble,  
baked Apple.

## Baked Apple: How to make a baked apple!



first you get an apple, then you cut out the core then you sprinkle on cinnamon and sugar. Then put it in the oven for 45 minutes. Then enjoy your baked apple!

**Tip:**  
Sweet apples are the best for making baked apples but it is up to you.



# Glossary

Thank for  
reading my book!

**Juicy**  
juicy means  
that if you  
bite an apple  
that's juicy  
juice will fall  
down the sides  
as you bit.

**Proud**  
proud means  
to think  
that its a  
good thing  
and almost  
the best  
thing.

**Reach**  
Reach means  
to stretch  
your arm up  
high to get  
something.

**Sprinkle**  
sprinkle means  
to pick something  
up with your  
hand and  
put it here  
your hand so  
that the thing  
your holding will  
fall.

**Misquitoes**  
misquitoes  
are a type  
of bug that  
bites humans  
but it doesn't  
hurt it just  
itches a lot.

**Tart**  
tart means  
that something  
tastes really  
strong and  
sweet at the  
same time.

**Focus**  
Focus means  
to pay attention  
to something.

